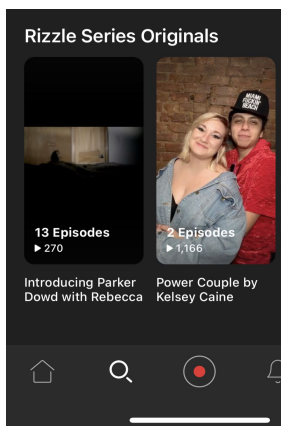




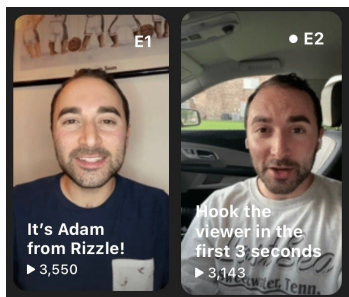
Before uploading, please ensure that your videos meet our [vertical quality requirements](#) (9:16, 1080x1920, 30fps)

****We recommend signing up with your email that is linked to your PayPal account in case your series becomes monetized.****



How to Create a Channel

- 1) Be sure to **create a channel** within your account. Channels function like YouTube playlists so that you'll have a different channel for each series.
- 2) Under your profile (bottom left), hit create a channel.
- 3) Name your channel (ignore the suggestions)
- 4) Choose up to 3 categories that best describe your channel.
- 5) Before you upload videos, click your new channel and add a channel "promo video" or thumbnail that **MUST BE VERTICAL** for us to promote your series. In this screenshot, the photo to the right is optimized for vertical, the left is not.



How to Upload Videos

- 1) Press the red center button and then hit the upload button on the left hand side.
- 2) If you'd like, add music, sound effects, and text right in the app!
- 3) Once you select your files, enter your video title, hashtags (use **#3MinSeries**), and select tagged topics.

Note: If you're outside the US, you may request upload access by emailing accounts@rizzle.tv

Additional tips

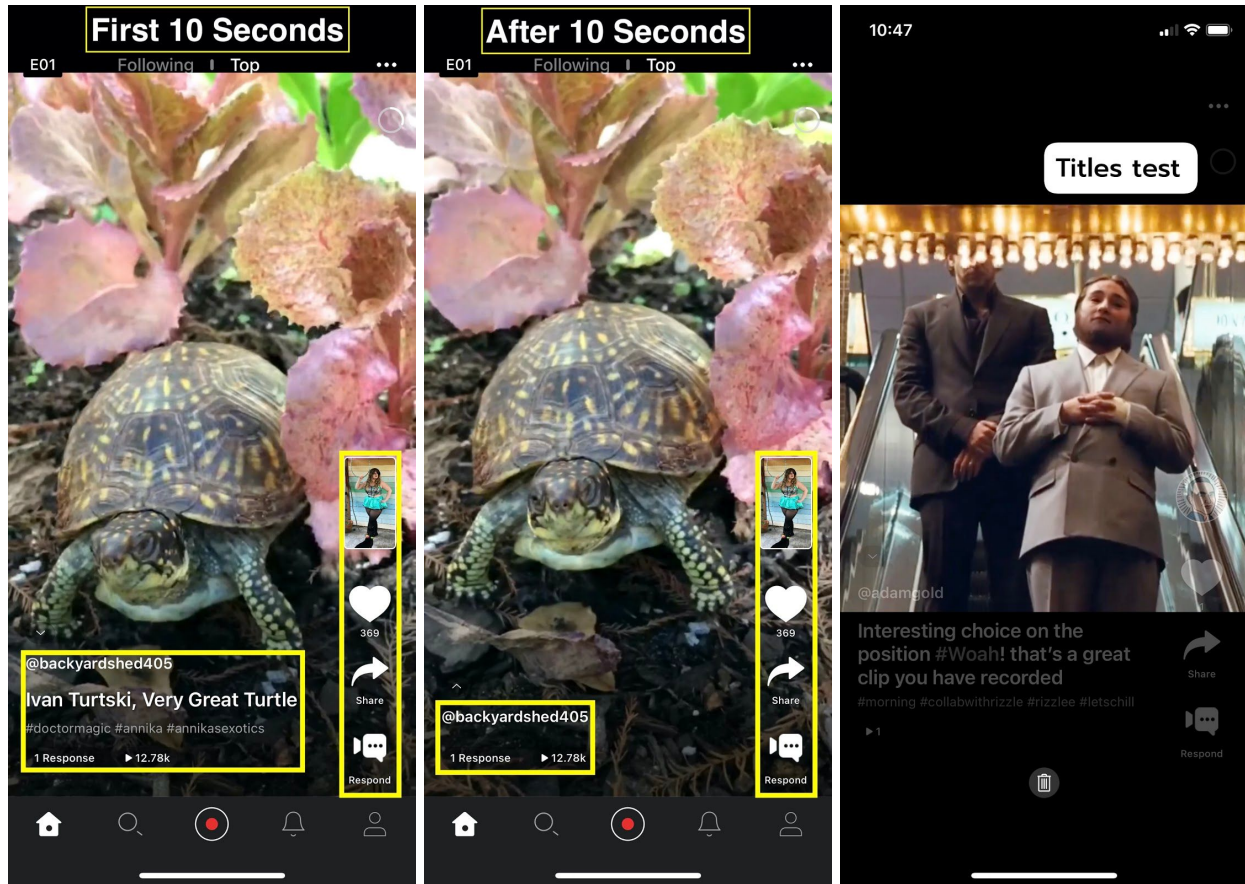
- Best Posting Times: For the US, activity peaks daily at **4pm & 8pm EST**
- Instead of regular thumbnails, we now have GIF thumbnails! Please note that the first 34 characters of your video title will appear on your thumbnail. Avoid having the bottom third of your thumbnail have all-white background because the white caption will make it difficult to read (see above).

****When you've uploaded all 3 eps with #3MinSeries, please email 3m-promo@rizzle.tv and we'll promote your channel!****

Rizzle's Overlays & Subtitles

All of our videos have the following overlays for video title, hashtags, and likes/shares/responses. When subtitling and uploading your footage, please keep these overlay placements in mind. After 10 seconds of each video, the video title and hashtags will disappear, only displaying your username.

Photo on the right: when uploading or recording in app, you can test the position of the overlays by adding titles of your own. If subtitling videos, we recommend positioning above the video title, closer to the center of the video.



Change of Username

If you've changed your username since initially registering, please send an email to accounts@rizzle.tv with the subject line [USERNAME CHANGE]. We track analytics and provide bonus funds to creators using this information.

Copyrighted Video/Audio

You may not upload copyrighted video/audio. This includes copyrighted tv/films as well as copyrighted music. If you do so, your video will not be promoted in-app and may be auto-taken down.

...Instead, we suggest you use (next page!)

Royalty Free & Fair Use Music/Images/Video (100% free!)

Music

- When editing in-app, you can add music after recording or uploading video using our Soundstripe library.
- If editing outside the app, we recommend using [YouTube's free audio library](#) (choose "attribution not required")
- [Free Music Archive](#) is another great resource for legally cleared music

Images

- When adding graphics, we recommend utilizing freely-usable image sites such as [Unsplash](#), [Pexels](#), and [Pixabay](#).

Video/Stock Footage

- [Videovo](#) -- free video & motion graphics
- [Videezy](#) -- best for aerial shots and nature footage
- [Pixabay](#)
- [Pexels](#)

Free Video Editing Software

For those not familiar with Adobe Premiere, Final Cut Pro ([90 day free trial!](#)), or even iMovie, check out this list of free video editing software:

Davinci Resolve

- Color Grading, Facial Recognition, Free version limited effects and no video larger than 4K.

HITFILM Express

- Premiere and After effects similarity. Free version has less effects.

Shotcut

- Open source with robust audio editing software.

Lightworks

- Great speedy workflow. Requires a powerful computer. Free version only 720p.

Kapwing

- Online editor, no installation required. Great for subtitled videos!

Audio Editing Software

Audacity

- Popular, robust, great community and support
- All video editing software also does audio to some extent

Content Rating

Please keep content PG-13. Bleep any f-bombs. Hate speech / racial epithets may never be used. If sexual content or violence would justify an R rating, please creatively consider alternatives.

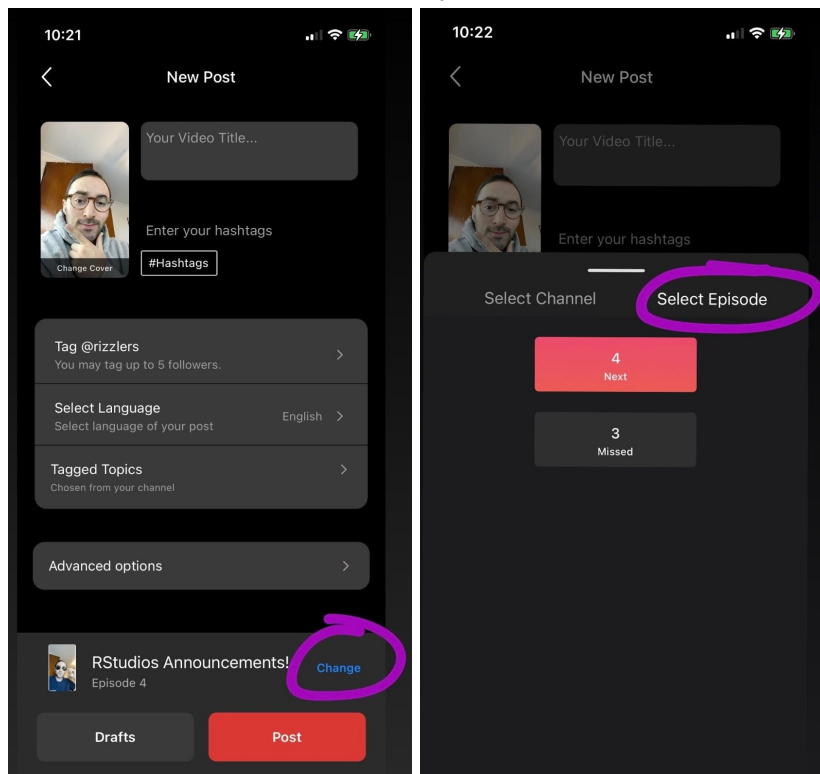
Episode Numbering

If you've deleted an episode from any channel, when uploading, your content may appear out of order, here's the quick fix:

You can now manually choose the episode number while posting.

On the submit screen (after recording video):

- 1) tap "change"
- 2) tap "select episode" to manually choose the ep # while posting.



Marketing & Social

In addition to posting full episodes across our social channels (and of course tagging you!), we'd like to highlight shorter moments too! For both comedic and dramatic content, if you have specific episodes or 15 second moments that you think are especially excellent, we'd like to spotlight it!

Email 3m-promo@rizzle.tv with the episode link and we'll do our best to highlight it!

Stay in Touch!

Join Our [Creator Discord](#) to chat, connect, and collab!